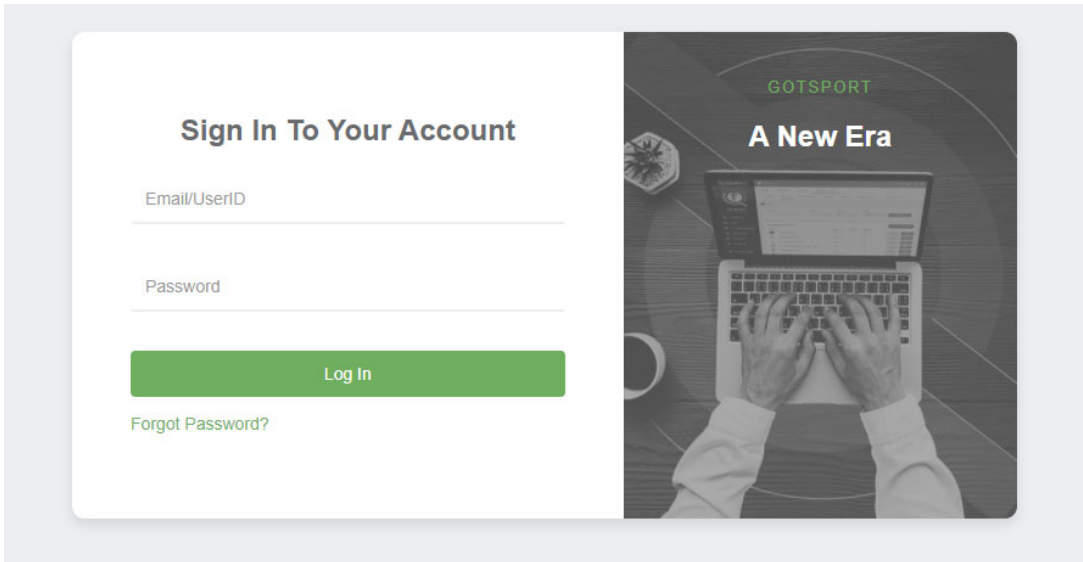


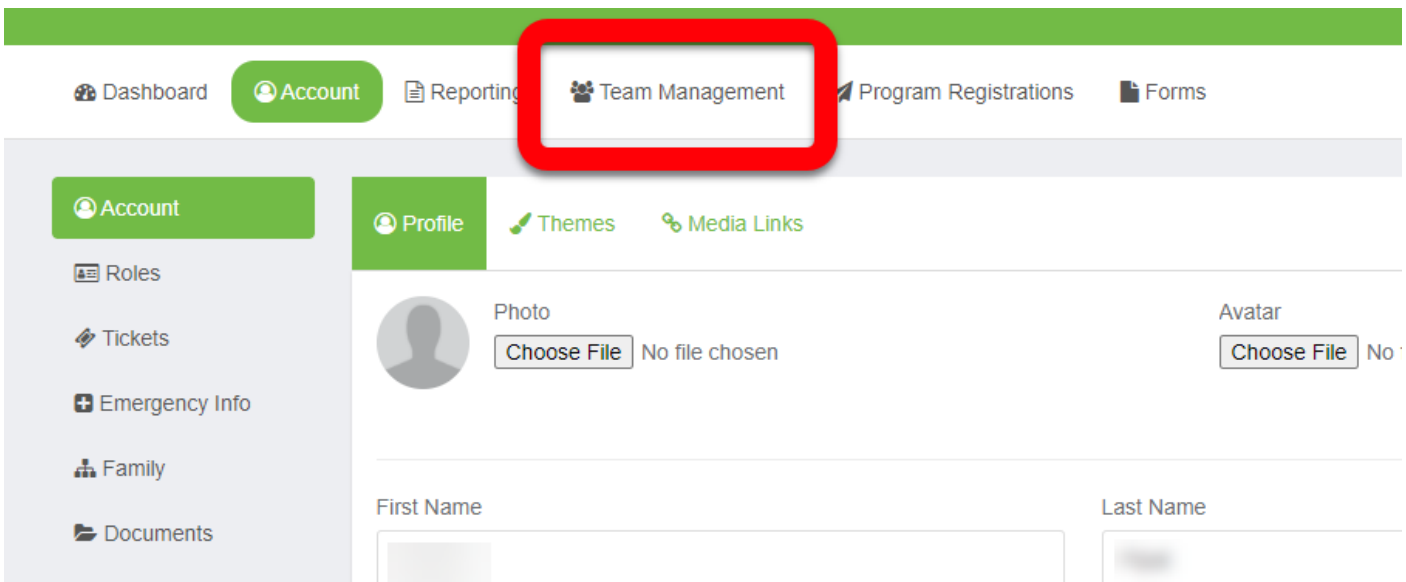
Check-in Instructions for a BASC Tournament In GotSport

1. Sign into your GotSport Account

- a. <https://system.gotsport.com/>



2. Click on Team Management





Check-in Instructions for a BASC Tournament In GotSport

3. Click on your team name.


Dashboard Account Reporting **Team Management** Program Registrations Forms

Teams
Registrations
Matches

	Coach	Level
 TEAM Name		Recreational
		Recreational

4. Click Team Registrations

Team **Team Registrations** Rosters Messages

 **U11 Male Recreational**

Birthday Range: 01/01/10 - 12/31/10

Name

Short Name

Competitive Level

Gender

Check-in Instructions for a BASC Tournament In GotSport

5. Click the Event/Tournament your team will be playing in.

The screenshot shows the 'Team Registrations' section of the GotSport interface. At the top, there are navigation tabs for 'Team', 'Rosters', 'Team Registrations', and 'Messages'. Below these is a search bar labeled 'Event' with the placeholder text 'Search Event Name' and a green 'Search' button. The main content area is titled 'Team Registrations' and contains a table with the following data:

Event	Age	Gender	Event Start Date
S'More Soccer Challenge	U11	Male	2020-11-13

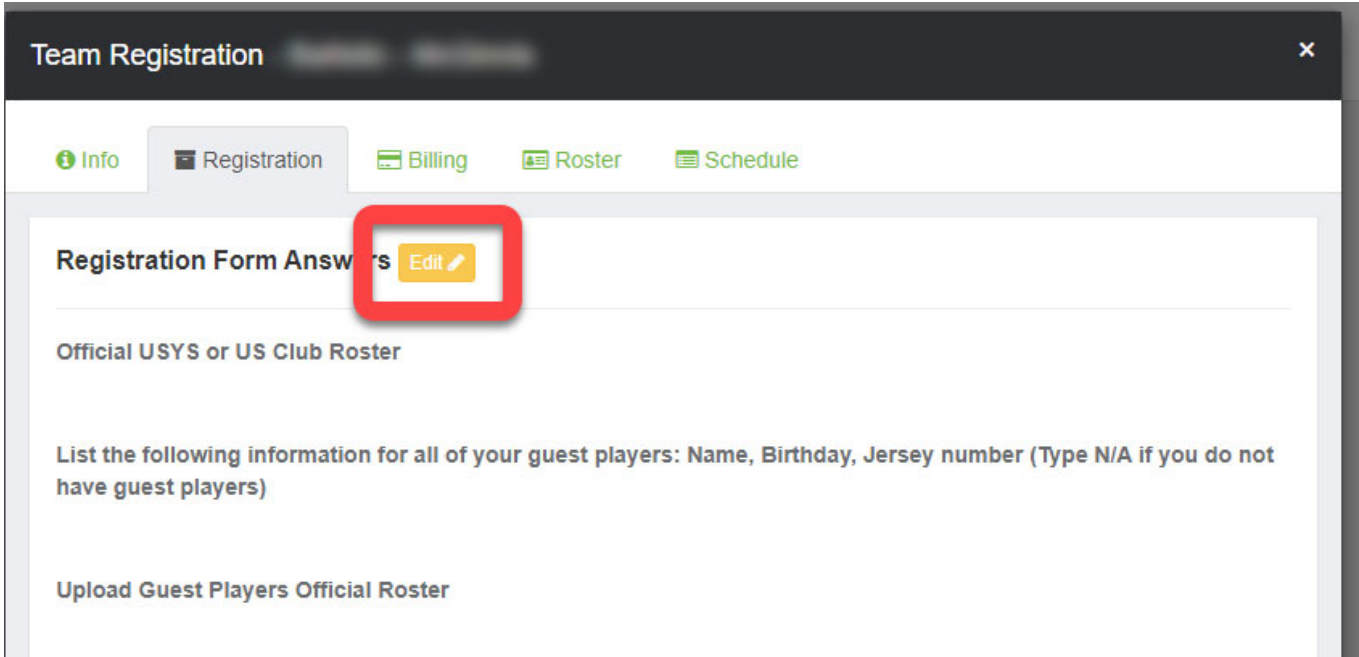
6. Click Registration

The screenshot shows the 'Registration' tab selected in the navigation bar. Below the navigation bar, the 'Application Information' section is visible, showing details for the 'S'More Soccer Challenge' event. The 'Registration' tab is highlighted with a red box. The 'Application Information' section contains the following details:

Event	S'More Soccer Challenge
Group	
Club Name	Broken Arrow Soccer Club
Team Name	
Team Association	

Check-in Instructions for a BASC Tournament In GotSport

7. Click Edit



Check-in Instructions for a BASC Tournament In GotSport

8. Upload your Official Roster & Guest Player info.

Team Registration

Info Registration Billing Roster Schedule

Registration Form Answers

*** Official USYS or US Club Roster**

Choose File No file chosen

Upload your Teams Official roster from your files

*** List the following information for all of your guest players: Name, Birthday, Jersey number (Type N/A if you do not have guest players)**

Start Typing...

Type in your Guest Players Full Name, Birthday, and Jersey Number

Upload Guest Players Official Roster

Choose File No file chosen

If you have a guest player, upload their Primary Teams Official roster from your files

9. Scroll to the very bottom and click SAVE. You are now checked in.